

Inspired

BY PIONEER CRAFTSMEN

FALL 2024

Cramped Living, Turned Into Room To Grow

CHECK OUT OUR
FEATURED ADDITION!

Community Connection

Ice cream party success!

Cedarbrae School Project

A new courtyard for the school year!

Elevating Curb Appeal

Creative design ideas to update your home



Different By Design.

The *Sweetest Way* We Could Say Thank You!

To thank our client's amazing neighbours, who patiently endured the increased congestion during the renovation, we proposed hosting a neighbourhood ice cream party. Our lovely client was so excited about the idea that she hand-delivered the invitations a week in advance.



“

The ice cream party was a blast, and we received a lot of positive feedback from the neighbours! It was so lovely to visit with the neighbours and also the Pioneer Crew. Thanks again for suggesting and hosting this fun event!



A Flavourful Partnership!


We were thrilled to team up with Four All Ice Cream to serve up some delicious treats. Working with this family has been a pleasure, and getting to engage with a fantastic community was the cherry on top!





"The courtyard looks AMAZING! The transformation is truly beautiful, and we can't even begin to express our gratitude. The space holds so many possibilities now for both our students and staff. Thank you!"

— ERIN AGNELLO, PRINCIPAL



Scan to step inside the final project!



BEFORE



“

Well, we are just blown away. Staff were moved to tears and had shivers when they laid their eyes on the NEW courtyard. Students from MacGregor (our Gr 6s last year, now Gr 7) returned to visit it, and one exclaimed, "Awwww! Not fair - I wanna come back to get to learn in there!"

— BIRGIT SIEVERT, VICE PRINCIPAL

It was an absolute privilege to create this space for such a deserving place in our community, and we couldn't have done it without our staff, family and friends who all volunteered their time. A tremendous thank you to the trades and suppliers that generously donated their time, equipment and materials, as well as the various organizations and members of the community for their monetary donations that helped make this possible.

Thank you to all who helped bring this project to life – our community is brighter and better because of you!

CEDARBRAE COMMUNITY PROJECT

The Courtyard is Now Complete!

With the new school year comes exciting new beginnings for Cedarbrae Public School, our community project reached the finish line on August 30th!

The staff and students were surprised and thrilled to see their new courtyard, eager to learn and play in the newly renovated space. The school Principal, Erin Agnello, and Vice Principal, Birgit Sievert, shared how the returning teachers can't help but stop in awe to admire the remarkable transformation.

THANK YOU TO Our Key Contributors

- Wellesley Home Hardware
- Stella Jones
- Dekorators
- Adam's Landscape Supplies
- 39 Seven Inc.
- Sieg Electric
- Brubacher Powerline Inc.

- Marwood Ltd.
- Fern Landscaping
- Glen Bender Excavation
- Sheridan Nurseries
- Creekside Church
- Stratford Crane

THE PIONEER PROCESS

Professionally Designed and Managed Renovation Projects Brought to Life.



6

Completion

Time to celebrate and enjoy knowing our ongoing Customer Care program includes a 5 year warranty, dedicated service, warranty and small projects team.

5

Construction

Our skilled carpenters and project managers bring your plans to life. They provide daily updates and online access to your personal portal where your project details are kept.

4

Selections & Preconstruction

Let our designers assist with material and product selection while our project managers handle behind-the-scenes details to ensure a seamless outcome.

3

Construction Contract

Put your mind at ease by reviewing and signing a fixed-cost proposal for your chosen solution with a detailed project scope of work.

2

Project Development

Design and Planning: Explore a variety of tailored concepts and discover the right solution.

1

Consultation

Developing a customer relationship: Discover our process, express your needs and share inspiration.

Lead Carpenters

The carpenter role at Pioneer is an integral part of the Pioneer Process and what ultimately makes Pioneer different. As masters of the build world, they become the bond and keeper of the client's trust. They craft and conduct the site trades to execute the client's dream to produce a space that solves their needs.

Meet three of our seasoned carpenters below!



Lee Seabrook

Our framing expert and a stud himself. Lee Seabrook has been working hard at Pioneer for nine years. He is a great lead carpenter, an okay golfer and by "par" an invaluable asset to our team.

"My promise to all clients is that I will finish the project with their best interest in mind."



Nathan Presley

The only person who would read every terms and conditions he's received, Nathan, our dedicated lead carpenter, is not one to skimp on details. For the past 12 years Nathan has always gone above and beyond on all his projects.

"I promise to do everything I can to make your project go as smoothly as possible and leave you with a beautiful product that will stand the test of time."



Josh DeJonge

When he's not swinging a hammer, Josh is swinging his fishing rod at the nearest body of water he can find. For the past four years, Josh has been a great team leader, and we're lucky to have hooked, lined and sinkered him when we did!

"I promise to treat your house as if it were my own. With respect, safety and cleanliness. And to complete all work to the best of my abilities."



FEATURED PROJECT

From Bungalow to Two-Storey Bliss



Initially drawn to the spacious main floor and the welcoming neighbourhood, this family felt at home right away, knowing they'd eventually need more room as their loved ones grew. The main floor office served as a cozy nursery for their two young children, but with the only other bedrooms tucked away in the basement, it became clear that a little extra space was in order.

While the home had charm, its curb appeal was in need of a little love. The triple-garage facade felt a bit out of place, and the front door, set back from view, made the entrance less inviting. The cramped entryway didn't quite capture the warmth of their family, leaving them wishing for a more welcoming space to greet their guests.

The Client Concerns

The entryway felt too small and didn't create the warm welcome they wanted for guests.

They struggled to envision how an addition might look and worried it wouldn't harmonize with their home's charm.

The curb appeal was lacklustre, making the home feel somewhat hidden.

As their family grew, they began to feel cramped, needing more space for their active children.

The Pioneer Solution

We designed a second-storey addition that provided the much-needed space while blending seamlessly with the home's original character.

The new entryway became bright and inviting, filled with natural light that brightens both the lower level and airy upper loft.

The children now enjoy two new upstairs bedrooms, each designed with personal touches, giving them cozy spaces to play and grow.

An exterior makeover enhanced the home's colour scheme and finishes, dramatically boosting its curb appeal and reflecting the family's warmth and style.

The Result

The family now enjoys a home that suits their daily lives while keeping them in the neighbourhood they love. Their children have dedicated spaces of their own to play, and the improved curb appeal has made the house standout in the community. This home, once limited by space, now grows with them, allowing them to stay in the place they cherish.



DESIGN TIP

Ideas to Boost Your Home's Curb Appeal

Boosting your home's curb appeal is one of the most impactful ways to enhance its value and aesthetic charm. Whether you're looking to sell or simply take pride in a more inviting appearance, focusing on key details like landscaping, front entry upgrades, and exterior finishes can transform the overall look without requiring a complete renovation.

Investing in these upgrades not only improves the look of your home but also increases its resale potential, offering long-term value for your efforts.

The Challenge

This home's exterior was outdated and the homeowner needed more interior living space.

BEFORE



✓ Updated materials, including natural stone and wood timbers, to blend seamlessly.

✓ Added a new addition to transform the original home completely.

✓ Constructed a covered porch with new columns, gables, and roof lines.

The Opportunity

The home lacked sufficient space for a private living area with a separate entrance and needed more natural light while considering the mature trees on the property.



BEFORE



✓ The new addition included a walk-out lower level, providing a private in-law suite and a spacious upper-level deck for the homeowners.

✓ Large windows and patio doors ensured ample natural light while finishes aligned with the existing exterior for a cohesive look.

✓ Using tongue and groove panelling added visual interest, enhancing the comfort of the covered outdoor space.



The Challenge

The home's exterior felt chaotic, with outdated siding that hid its architectural charm, a narrow red brick column that made it seem smaller, and clashing colours competing for attention.

✓ Installed vertical siding to enhance the home's size and streamline its appearance.

✓ Updated windows and shutters to black, replacing double columns with larger single ones for simplicity.

✓ Added a vibrant blue door for a pop of colour, complemented by modern lighting to enhance functionality and break up the white façade.



BEFORE



The Request

Create an enclosed sunroom that is mouse-proof, bug-free, shaded from sunlight, and cozy during the shoulder seasons, complete with a fireplace.



BEFORE



AFTER



✓ A modern hanging fireplace in a recessed corner.

✓ Maximized the views with triple vertical windows and a shed roof.

✓ Added multi-track sliding patio doors, operable skylights and heated tile floors.



Want to See More?


This is just the tip of the iceberg! Scan the QR code to sign up for our e-newsletter and be the first to know about exclusive renovation tips and seminars!

PC NEWS

Celebrating Our Team and *Valued Clients*



I DREAM OF GREEN



SUNLIT OASIS

OHBA AoD Finalists

Pioneer is proud to be an Ontario Home Builders Association Awards of Distinction Finalist! Given to those for their testament to excellence and innovation in the Ontario residential construction industry, Pioneer is honoured to be considered a finalist.



We Love Our Clients

Pioneer Craftsmen would like to wish the warmest congratulations to our clients, Karen & Bill Gastmeier, as they celebrated their 50th Wedding Anniversary on September 6th. Thank you for your invitation; it was our honour to celebrate this incredible milestone with you and your loved ones.

From building with you in your home to celebrating with you in your lives — it's a privilege to have such wonderful relationships with so many of our treasured clients.



It's a Boy

Congratulations to our Apprentice Carpenter Nathan Holdbrook and his wife Alisha on the birth of their baby boy, Clayton Joseph Holdbrook, on August 29th.




Here We Grow Again

Join us in welcoming Dylan Baetz to our talented crew as a Lead Carpenter! Dylan's outgoing personality and drive for quality craftsmanship makes him a great fit for our team.



Fun Fore All

In September, we had our Annual Staff Golf Fun Day out at Grand Valley Golf in Cambridge — we were treated to a spectacular sunny day full of laughs, great food, and awesome prizes!



Goodbye Nikki Kaye

In June, the Pioneer team said a bittersweet farewell to Nikki Kaye as she took a new step in her career by accepting a teaching position. Nikki truly left her mark on Pioneer, and now she'll leave her mark on future carpenters, too. We can't wait to see your influence on the next generation!

Learn More About Our Projects



At Pioneer Craftsmen, we bring passion and precision to every project. From bathroom and kitchen upgrades to new additions — we do it all!

One Room, One Reno

Call us today to see
how we can help!

- ✓ Tired basement
- ✓ Powder room face lift
- ✓ Update trims in the house
- ✓ Convert an old bedroom into a office, library or games room

(519) 743-4461
info@pioneer craftsmen.com
pioneer craftsmen.com

