

# Inspired

by Pioneer Craftsmen

Inside you'll find:

## Home Made to Stay

A home renovation project that has one family loving their home all over again.

---

## Clients Corner

An honest perspective from two seasoned veterans.

---

## PC News

So much to tell you about — read on!



*Creating Inspired Renovations in Kitchener, Waterloo,  
Cambridge, Guelph & Area for over 60 Years.*

View our complete online portfolio  
at: [www.pioneercraftsmen.com](http://www.pioneercraftsmen.com)

Welcome to a new season and a Newsletter filled with inspired design, corporate achievement and exciting stories about our team and our clients.

The housing market has settled slightly from the crazy months of spring. With record breaking re-sale numbers and sustained local housing price increases, many homeowners have decided to invest in their home. They have realized substantial increases in home equity, and renovating their home to put that equity to work is for many a good investment, allowing them to re-design their space and make it uniquely theirs.

Our talented in-house design team is ready to create an inspired design for you too, and our dedicated team of craftsmen will carefully construct it for you to enjoy for years to come. As clients of Pioneer Craftsmen you are always our priority — for renovations large and small.

We also value your many referrals. We are pleased that you have continuing confidence in us to create inspired renovations for your family, friends and co-workers. Please be sure to tell future referrals to mention your name!


Our feature story profiles a Cambridge couple that has recently undergone many changes in their home to better suit their growing family and their changing lifestyle. It's a mix of major renovations with individual custom items that pull it all together. And our Client's Corner has a great perspective after five years of renovations.

Enjoy!

**Jamie**

Jamie Adam, President

## Feature Renovation



*Before*





# Home... ...made to stay

Our Cambridge homeowners have two growing daughters and a house that simply did not suit their lifestyle. The location and the size of the home were perfect — but the kitchen was cramped and there were too many small rooms throughout the main floor. The stairway and bathrooms were showing their age. It would take a major overhaul if the family was going to stay.

Our design team worked closely with them to determine their needs and their wants, and then our craftsmen stepped in to put it all into place.

Walls were torn down and a massive beam was installed to open up the main floor. The kitchen more than doubled in size, incorporating its original space with a room that had been next door. It's now an expansive, elegant and relaxing hub of the home.

The new powder room off the entranceway used to be a closet. **A** The small space is charming with a stone vessel sink that sits atop a live edge wood floating counter.







The massive island and kitchen cabinets are stained maple with granite countertops. The hand-scraped wide planked hardwood flooring **B** enhances the relaxed open atmosphere the family was looking for.

The walk-in pantry **C** is tucked in an ideal location providing ample storage for small appliances and food.

The double desk nook **D** takes advantage of what could have been an awkward space, and is ideal for the girls' homework and studies.

The feature fireplace wall in the family room was custom built and contains an eclectic composition of finishes and textures, while remaining clean and contemporary.

A new front door and tiled flooring give the entranceway new life, leading to a staircase that underwent an enormous transformation. What were once thick golden oak stair treads, banisters and railings is now a classic showpiece with a stunning rainfall-style chandelier **E** hanging from above.

Upstairs, the girls' bathroom proves you don't need a large space for fun and function. The smooth pebble mosaic tile floor **F** is whimsical and feels great on the feet!

The former ensuite had a large step-in jet tub and a tiny shower. Everything was ripped out and the room was completely redesigned. The homeowners wanted the slipper tub **G** under the window, so our team came up with a plan to make it all work with cabinetry that maximizes storage, and a walk-in shower with built-in bench seat and rainfall shower head.

**Every detail throughout this entire renovation was carefully considered, designed and crafted. Visit our website to view more photos!**





### Designer *notes*

A custom built fireplace wall integrates seamlessly with the remodel.



E



F



G

# Our Renovation Story

by: Lucie & Christopher

Both upstairs and basement bathrooms were demolished and rebuilt.




Basement bathroom - after

"Jennifer was able to help us select simple, elegant tiles, and a custom teak vanity that suited the 1950's look we were going for."



Kitchen - after



Upstairs bathroom - after

Lucie and Christopher have undergone numerous renovations, lovingly updating their home over the past 5 years. As they tell us in their story... while there can be bumps along the way, it's always rewarding:

Our first experience with Pioneer was in August 2012. Based on the enthusiastic recommendations of neighbours we took the plunge.

We own a small bungalow built in the late 1950's and the bathrooms were still in their original state, showing their age. The basement shower was just plain scary and looked like it hadn't been used since the 70's. There was no point trying to salvage anything — so both bathrooms were demolished and rebuilt.

I was thrilled that Jennifer was able to help us select simple, elegant tiles, and a custom teak vanity that suited the 1950's look we were going for, without the vintage plumbing. The Pioneer team worked wonders and we were really pleased with the results.

By 2016 it was time to do something about the kitchen. Once again, we had total confidence that Jen would be able to come up with a design that met our needs and made the most out of the available space. She transformed an unused 1950's breakfast nook (with a window looking into the garage!) into an attractive wall of cupboards for much needed extra storage.

Unfortunately we had a tiling disaster — the newly tiled floor had to be ripped up, reinforced and re-tiled, so there were two extra weeks of washing dishes in the basement laundry tub. On the bright side, the "Great Floor Fail of 2016" is why we're very glad we were dealing with a reputable company that stands by its work. Everything was fixed without hesitation.

Our latest project is the newly installed hardwood floors and new kitchen door. Lee and his team did a superb job with minimal disruption. The new "vintage" door looks so good, we really *should* do something about the front door soon!

If you'd like to share your renovation story in an upcoming Newsletter, please email us at: [info@pioneer craftsmen.com](mailto:info@pioneer craftsmen.com). We would love to hear from you!



## Introducing the newest members of the **Pioneer Craftsmen family!**


**Jesse Bryant joined our team of licensed carpenters in March.** Jesse passed his Red Seal Carpenter exam in 2016. Over the past 7 years, he has worked in new home and agricultural construction, as well as the home renovation industry. In his spare time, Jesse enjoys archery, playing hockey and making maple syrup.

**Project Manager George Kochhar has over 13 years experience in residential construction and restoration.** He obtained his Bachelor of Science in Structural Engineering and Management at Napier University in Edinburgh, Scotland. George has been married to his wife Sandy for 16 years and has a 19-year-old stepson, Jonathon. Since he joined us in June, George has shown us that “Yae kin tak the boy oot of Scotland but yae cannae tak Scotland oot the boy.”

And congratulations are in order for carpenters **Brendan Cheeseman** and **Nathan Presley.**

**Brendan and fiancée Lindsay Rafuse were married on August 18 at The Cambridge Mill.** The newlyweds spent their honeymoon travelling through Portugal and Spain. We are thrilled for Mr. and Mrs.!

**Nathan and his wife Becky rejoiced in the arrival of their first child on August 25.** Claire Elizabeth was born just after midnight weighing 6 lbs., 5.5 oz. Congratulations to the new parents and **welcome Claire!**



We'd like to say **Thank You** and **Good Job** to co-op student **Tyler Weishar** who worked with our carpenters for several months in the spring. Tyler was an honour roll student who graduated from Kitchener's St. Mary's High School in June. He excelled in the Home Build co-op and Cabinetmaking programs, and was enrolled in the Specialist High Skills Major – Construction program. Tyler was a pleasure to work with and always eager to learn. **All the best to you, Tyler — we know you will also excel in your construction career!**

## Building up to something fun!

Vista Hills Public School in Waterloo opened its doors in September 2016, but it needed to raise funds for an outdoor play space for the kindergarten students. The Vista Hills Playground Committee did just that! **We're pleased to tell you that Pioneer Craftsmen's team of carpenters donated their time to build planter boxes, an outdoor stage, a colourful triangular "hide-away", and picnic tables for the kids.** Many children will enjoy the "Kindie Area" for years to come and we were thrilled to be involved with this worthwhile — and fun — project!



### Ontario Honour Congratulations to our team for their inspirational design and quality craftsmanship once again!

We are pleased to announce that the "His" and "Hers" bathroom renovations featured in our Spring Newsletter have been named a Finalist in the 2017 Ontario Home Builders' Association's Awards of Distinction. **"Ensuite Dream Team" is officially one of the "Most Outstanding Bathroom Renovations" in the province!** The winner will be announced at the OHBA's annual conference.

**Visit our website and our Facebook page for an update!**

If you've enjoyed reading this Newsletter, please pass it on to family or friends who may enjoy it as well, or give us a call and we'll be happy to send you additional copies. The Newsletter can also be viewed on our website.