

# Inspired

BY PIONEER CRAFTSMEN

FALL 2025

## Modern Flair Meets 70's Charm

A KITCHEN & MUDROOM RENO

### The Pioneer Process *Our Apprentices*

Craftsmanship by  
well-trained carpenters.

### Aging in Place

Don't adapt to your space,  
have your space adapt to you.

### Outdoor Ideas

Next spring, new space.  
Ever thought about  
renovating your backyard?

### Staff Updates

Celebrating milestones  
and new beginnings.



Different By Design

Renovate with Confidence

# RenoMark



## Welcome to RenoMark Your National Source for Home Renovation Expertise

RenoMark connects homeowners to professional renovators like Pioneer Craftsmen who are committed to quality workmanship and customer satisfaction.

### What does RenoMark mean for Homeowners

RenoMark gives homeowners confidence by connecting them with trusted, qualified renovation professionals. Choosing a RenoMark renovator means peace of mind—knowing your project is being handled by skilled experts who follow a strict code of conduct and deliver outstanding results.

### Why Pioneer Craftsmen is Proud to be a Member of RenoMark

At Pioneer Craftsmen, our commitment to quality craftsmanship and exceptional customer service is at the heart of everything we do. Becoming a RenoMark member reinforces this commitment, as it means we adhere to the highest industry standards set for professional renovators across Canada.

## RenoMark recognizes trusted members like Pioneer Craftsmen who:



### **Adhere to a Comprehensive Code of Ethics**

This ensures RenoMark members deal honestly and fairly with their customers and stand behind the quality of their work.



### **Abide by a Rigorous Code of Conduct**

A written contract, warranty, and insurance provides an additional layer of protection for homeowners.



### **Verified by the Canadian Home Builders' Association**

A national industry association representing members since 1943.

---

## Renovator Checklist

---

### ✓ **Insured**

Carry a minimum of \$2M in liability insurance.

### ✓ **Detailed Written Contract**

Provide a detailed, written contract (including a scope of work) for all jobs.

### ✓ **Licensed**

Obtained all necessary licenses and building permits that comply with local regulations.

### ✓ **Warranty Provided**

Provide a minimum two-year warranty (some conditions may apply - see contract for details).

### ✓ **Ongoing Education**

Engages in ongoing education to stay updated with industry standards.

### ✓ **Safety Standards**

Prioritizes safety protocols and maintains a safe work site.

### ✓ **Membership in Professional Associations**

Part of a reputable network, enhancing accountability and trust. RenoMark members abide by all of the Local Home Builders' Association's Code of Ethics.

### ✓ **Prioritize Communication**

RenoMark Members return homeowners phone calls within two business days.

### ✓ **Work with Reputable Subcontractors**

Only work with subcontractors which have workplace safety and employers' liability coverage.


## Feature Project

# Maximizing Light, Flow, and Function

Kitchen renovation featuring wall removal and vaulted ceiling, plus the transformation of a utility space into a functional mudroom.



Step inside the finished project!






### Client Bio

This small family of three loves to cook and entertain with family and friends. They wanted to turn their existing kitchen and dining space into their dream kitchen – an open mid-century modern kitchen that fit into their existing 70's style home with a modern flair. The mudroom design made great use of space to an existing underutilized workshop.







## Renovation Goals & Challenges

The main goal of this kitchen was one large open space that was clean and simple but had a signature mid-century modern style and lots of natural light. The challenge was being able to vault the ceiling and add two skylights to an existing truss roof.

An additional challenge was the existing brick fireplace stack bumped out into the kitchen space.

For the mudroom, the challenge was connecting the kitchen and mudroom space in a way that was cohesive even though the mudroom was intended to be simpler and utilitarian, while the kitchen was more detail oriented.




## What We Improved

- ✓ Added vaulted ceiling using new trusses
- ✓ Added two skylights for natural light
- ✓ Removed wall to open up space
- ✓ Made fireplace wall countertop deeper for alignment and extra storage
- ✓ Added walnut arched jambs at mudroom entry
- ✓ Matched mudroom cabinetry, stairs, and flooring with kitchen
- ✓ Simplified mudroom design for utility



**BEFORE**



## Learning Craftsmanship

# The Pioneer Process

We dedicate time and resources to inspire our youth to join the trades; Elementary, Secondary, and College, and this is evident through our four current apprentices.

Apprentices are our future. They are going to carry the traditions and craft of the trade forward. They are an integral part of the Pioneer Craftsmen Team and part of the Difference by Design.



### Isaiah

#### **What do you like most about your apprenticeship at Pioneer Craftsmen?**

I enjoy the opportunity to use high end materials to create something that our clients will get to enjoy with friends and their families for a long time to come.

#### **What year of your apprenticeship are you in?**

I'm in my third year

#### **How long have you been with Pioneer Craftsmen?**

I have been with Pioneer Craftsmen for 4 years

#### **Hobbies**

I love reading Manga.

### Charlie

#### **What do you like most about your apprenticeship at Pioneer Craftsmen?**

I like learning a variety of things from different team members and increasing my skill set.

#### **What year of your apprenticeship are you in?**

I'm in my second year

#### **How long have you been with Pioneer Craftsmen?**

I've been with Pioneer for just over 3 years.

#### **Hobbies**

I like playing hockey, fishing and camping.







## Nathan

### **What do you like most about your apprenticeship at Pioneer Craftsmen?**

I like the problem-solving aspect of building/competing tasks. We always have a vision of what the end state looks like, but getting to that end state and solving the problem along the way is gratifying.

### **What year of your apprenticeship are you in?**

Currently a level two apprentice and waiting to go for Level 3 of the apprenticeship program.

### **How long have you been with Pioneer Craftsmen?**

Been with Pioneer for just over 3 years.

### **Hobbies**

My big hobby is playing the great Highland bagpipe!

## Hannah

### **What do you like most about your apprenticeship at Pioneer Craftsmen?**

I like learning about carpentry from all the different carpenters - they all have different ways of doing something

### **What year of your apprenticeship are you in?**

I'm in my first year

### **How long have you been with Pioneer Craftsmen?**

I've been with Pioneer for almost 4 years

### **Hobbies**

I love playing the ukelele & camping.



Pioneer Craftsmen

# Awards



2025  
Awards of  
Distinction



Ontario  
Home Builders'  
Association



## A Room with a View | Optimizing Space & Layout

The homeowners viewed their Waterloo backyard as their “cottage” getaway after work in Toronto, and with retirement approaching, they wanted to enhance their outdoor living. Although the backyard featured lush gardens and a pool, the patio was unbearably hot. The solution was to convert this area into a sunroom that feels open-air when windows are open yet offers full protection from sun and pests.

### What We Improved

- ✓ Bug free
- ✓ Gas fireplace for extending seasons
- ✓ A break from the summer sun
- ✓ Transition between outdoor and indoor spaces

### Awards of Distinction From OHBA

FINALIST

Home Renovation • “A Room with a View”

FINALIST & WINNER

Bathroom Renovation • “Serenity Suite”



## Serenity Space | Use of Space

The original bathroom was spacious but poorly laid out, with an oversized tub, a cramped shower, and minimal storage.

The renovation reimagined the space with aging-in-place in mind. A walk-in tub was placed inside a newly created shower room, maximizing usability and future accessibility.

A small linen closet accessed from the bedroom was removed and replaced with a custom linen tower inside the bathroom for better storage access. The waterfall-edge vanity allows the shower glass to sit directly on it, creating a clean look while preserving counter space and allowing for walker clearance. The doorway was widened and the swing direction reversed to improve accessibility.



## What We Improved

- ✓ Tailored for future mobility needs
- ✓ Curbless shower
- ✓ Walk-in safety tub
- ✓ Non-slip tiles with grab bars
- ✓ Balance of function and timeless aesthetic

Read on to see more solutions we've implemented into this project!





## Interior Appeal

Despite lacking natural light, the space feels open and bright thanks to 9' ceilings and a glass shower wall. Neutral wall tiles add texture without overwhelming the space, while warm floor tiles provide contrast. White cabinetry and fixtures keep the space light and clean. Modern touches like a waterfall countertop, knurled faucet, and linear lighting enhance the overall design. Stylish grab bars add functionality without compromising aesthetics.



BEFORE



# Aging at Home With Confidence

**You've built a life in your home.  
Now it's time for your home to return the favour.**

With thoughtful features like step-free showers, easy-to-enter tubs, and mobility-friendly layouts, we make your space safer, more comfortable, and just as beautiful. Our team is Adaptiv Home Certified, and designer Jen Dainard brings added insight as a Qualified Adaptiv Home Specialist. With the right updates, you can keep living fully in the place you love.

# Plan Your Dream Backyard Staycation

## Thinking about YOUR backyard?

Now's the time to start planning an outdoor space that feels like an extension of your home. Here's how this family transformed their backyards with comfort, function, and connection in mind.



## The Ultimate Outdoor Family Room

**Cook, dine and unwind outside in style.**

- ✓ Sun protection
- ✓ Bug protection
- ✓ Wind protection
- ✓ Heating and ambiance on cooler days



# Staff Updates



Sydney Murawsky

## Anniversaries

The Pioneer family is celebrating the anniversaries of Sydney Murawsky, 5 years; and Josh De Jonge, 5 years! Thank you both for your incredible tenure of service and commitment to the Pioneer difference!



Josh DeJonge

## New Additions



Emily Ebert

We are delighted to introduce you to our new team member that has joined the Pioneer family. Welcome Emily Ebert, who joins us as our Office Manager!

Another addition is on the way, as Emily and her husband, Leighton, are expecting a baby in March of 2026!

We also want to congratulate Josh and his wife, Erin, on the arrival of their baby boy, Grady, born on May 10th at 1:30 AM, weighing 8.8 lbs. The family is doing well and settling into their new routine.





## Staff BBQ

On September 7th, 2025, Pioneer Craftsmen hosted a staff family BBQ at Kuntz Park, home to the iconic Pioneer Tower. It was a fantastic day filled with lawn games, delicious food, and great company!



---

## We are Constantly Learning to Serve You Better

---



### WRHBA Reno Council

Joel Vissers is the Chair of the Council

### OHBA Renovator's Conference

Jamie Adam attended and sits as Education Sub-Committee Chairperson, Pioneer Craftsmen awarded Best Bathroom

### Remodeler's Advantage Summit

Paul Meier & Riley Meier attended



# **Elevated Living**

## ***A Second Floor Reimagined***



**Time for a change?**  
**Call now for a renovation that reflects you!**

(519) 743-4461  
[info@pioneer craftsmen.com](mailto:info@pioneer craftsmen.com)  
[pioneer craftsmen.com](http://pioneer craftsmen.com)

