

Inspired

BY PIONEER CRAFTSMEN

SPRING 2025

Step Inside Our Urban Muskoka Project

A FAMILY HOME REIMAGINED

Staff Updates

Celebrating milestones
and new beginnings.

Designers

in Detail Meet the visionaries
shaping your spaces.

Education and Appreciation *of the Trade*

Honouring craftsmanship and the
expertise behind each build.



Different By Design



Sharpening Our Craft

Our team recently stepped away from the job site and into the classroom at Building Knowledge's Learning Centre, to expand our expertise in high-performance homebuilding and Net Zero renovations.

This seminar explored the evolution of homebuilding, from early insulation to advanced air barriers and airtightness, highlighting how climate, culture, and technology shape construction and why precision matters more than ever.

Every material, method, and decision we make has a lasting impact. If we don't get the details right, we risk creating homes that are inefficient and problematic for future occupants. That's why continuous learning isn't just encouraged at Pioneer, it's essential.

It was reassuring to discover that many of the best practices discussed were already part of our approach. We're not just keeping up; we're leading the way. Through this education, we also walked away with a renewed commitment to refining our processes, improving collaboration, and ensuring every team member has the knowledge to build with confidence.

This seminar reinforced one of our core values: Exhibit a Growth Mindset. With our industry always evolving, we must too.

At Pioneer, we ensure that every home we renovate isn't just built well – it's built to last.

Honouring the Hands That Build Our Homes

A few months ago, we hosted a special Trade Day Open House to celebrate the talented trades and vendors who bring our projects to life. These relationships, built on trust, respect, and craftsmanship, are at the heart of every Pioneer renovation.

When a team enjoys working together, it shows in the results. A Pioneer renovation isn't just about the final outcome – it's about the process, the people, and the shared passion for creating something exceptional.

While our trade partners put skill and dedication into every detail, they don't always see the finished space or get to experience the homeowner's excitement. With the generosity of our clients, we invited them back to experience the completed home firsthand. Many brought family along, proud to showcase their work and the transformation they helped create.

A clear favourite among the team was the covered back porch, a perfect blend of craftsmanship and function. The conversations throughout the day reinforced why we love working with our trades, from how they take immense pride in their work to their value in collaboration.

Our Valued Partners

Brodrecht's
FlooringCanada.
where friends send friends™

THE ÉNSUITE
Bath & Kitchen Showroom



Champagne Glass
& DOOR



Home
hardware
building centre

KWCOUNTERTOP
GRANITE • QUARTZ • LAMINATE • ACRYLIC
EST. 1987

Heirloom &
CUSTOM CABINETRY & FURNITURE



Fine Line
FIREPLACES.CA

ELMIRA
DOOR • TRIM • LTD




Stella-Jones
S

Strassburger
WINDOWS AND DOORS



EMCO
CORPORATION





Feature Project

A New Meaning to Urban Muskoka



Step inside the finished project!

When these homeowners found the perfect location, they knew a renovation was in their future. By partnering with Pioneer well in advance, they ensured a thoughtful, well-planned design-build experience that would serve their family for years to come.

The Client's Concerns: Functionality and Flow



Laundry/Mudroom

- ✗ Too narrow, cluttered, and lacking proper drying space.

Front Entry and Backyard Access

- ✗ Congested entryways and an awkward side door disrupted the flow.

Family Room and Kitchen

- ✗ Poor layout, limited counter space, and no connection to the backyard or pool.

Work-from-Home Needs

- ✗ A temporary desk in a bedroom no longer worked, especially as they transitioned to homeschooling.

Outdoor Living

- ✗ A failing deck and no covered lounge area made entertaining difficult.



The Pioneer Solution: Smart Additions and Cohesive Design

This transformative renovation reshaped the heart of their home, creating a space that flows effortlessly, functions beautifully, and brings them closer to the outdoors, all designed to fit the way they love to live.

Read on to discover the solutions we've implemented into this project!



HOMEOWNER'S FAVOURITE FEATURE!



A Multi-Functional Laundry and Mudroom

- ✓ Combining the old laundry, mudroom, powder room, and hallway created a spacious and efficient zone with dual access points.



Expanding the Kitchen and Family Room

- ✓ A spacious kitchen with a large island, secondary sink, and bar area.
- ✓ A more functional family room with better flow and sightlines.
- ✓ A butler's pantry, dubbed "The Mantry," designed for outdoor cooking with direct barbecue area access.
- ✓ A six-panel sliding door system offering panoramic views of the new vaulted, covered deck and pool.






Reorganized Upper Level and Bonus Library Room

- ✓ The expanded second floor now includes a guest room/home office, relocated primary suite, and a cozy family library. With a deep bay window, built-in storage, and glass pocket doors, the space maximizes natural light while maintaining a warm, inviting atmosphere.

Outdoor Living and Curb Appeal

- ✓ A new front porch patio transformed the curb appeal and created the perfect spot to connect with neighbours. The covered back deck now serves as a year-round outdoor retreat, designed for both relaxation and entertaining.

Once a disconnected brown-and-beige house, this home is now warm, inviting, and full of character. With improved flow and smarter layouts, every space feels intentional, reflecting how this family lives—today and for years to come.



Efficiency Starts Here

Canadian
Home Builders'
Association



A Net Zero home produces as much energy as it consumes, often through renewable sources like solar panels. Net Zero Ready homes have the infrastructure in place to reach this goal in the future. Renovating with energy efficiency in mind can enhance comfort while reducing costs.

Here are three key upgrades that make a difference:

1

Enhanced Insulation

Reduces heat loss in winter and keeps your home cooler in summer, improving comfort and lowering energy costs.

2

Triple-Glazed Windows

Improves insulation, reduces energy loss, and minimizes outside noise for a quieter, more efficient home.

3

High-Efficiency Heating & Cooling

Heat pumps provide up to 4x the energy they consume, even in cold climates.

Receive Up to \$40,000 for Energy-Efficient Upgrades

Thinking about home upgrades? New government programs can help make them more affordable.

Ontario is investing \$10.9 billion over 12 years to improve energy efficiency and lower renovation costs. Homeowners can now access tax credits for aging-in-place renovations and secondary unit additions, making sustainable home improvements more accessible.

You could also qualify for \$40,000 in interest-free loans through the Greener Home Initiative, helping fund energy retrofits. Even if Net Zero isn't your goal, these programs can help lower costs, improve comfort, and future-proof your home.

Connect with our experts to see how these incentives can support your renovation.



Recipe

Pear Vanilla Gin Fizz

A delicious twist on a traditional gin fizz with homemade pear vanilla syrup and a vanilla sugar rim. This will be your new favourite cocktail recipe!

Serves
4 People

Prep Time
15 Minutes

Cook Time
8 Minutes

Total Time
23 Minutes

Ingredients

- 1 cup finely chopped/blended pears
- ½ cup organic sugar
- ½ cup water
- ¼ cup vanilla syrup

To Make One Cocktail

- 1.5 oz gin (about 3 tbsp)
- 2 tablespoons pear purée syrup
- ¾ cup soda water
- Crushed ice to top

Instructions

1. Begin by finely chopping or blending your pears. Then add the pears, sugar, water, and vanilla syrup to a small saucepan and place over medium heat.
2. Bring the mixture to a boil, then reduce to a simmer and cook about 5-8 minutes until the liquid becomes an amber colour and the pears are breaking down. Stir frequently to ensure the pears cook evenly.
3. Remove the pear purée from the heat and strain the syrup into a container. Use a spoon to press any remaining liquid out of the pear solids.
4. Discard the pear solids and use only the strained syrup for the cocktail recipe. Alternatively, you can blend up the pear solids into a purée and use them in the cocktail for a stronger pear flavour. Then, let the syrup cool to room temperature before using.
5. To make a cocktail add 1.5 oz of gin and 2 tablespoons of pear vanilla syrup to an 8 oz glass and whisk together. Next, add ¾ cup soda water to the glass. To finish, add ice to top and stir. A rim of sugar and vanilla bean around the glass makes a great addition to this drink. Enjoy!

The Designer Difference

**They say, “design is in the details,”
and we couldn’t agree more.**

Having our design team involved from start to finish ensures every client’s vision comes to life seamlessly. Here are just a few of the benefits:

- Continuous collaboration to ensure every detail is aligned.
- A smooth and cohesive workflow throughout the project.
- A team that works together to keep projects on track and deliver results that exceed expectations.

“At Pioneer, I help homeowners transform their spaces into reflections of their lives—meaningful work that fulfills me every day.”

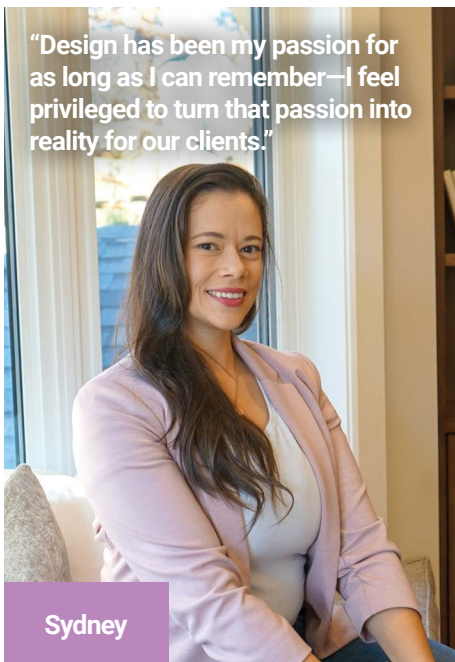


Maggie

Design was always my passion, but I initially followed other suggested paths—Health Sciences and Business—only to be left unfulfilled. It wasn’t enough. After having my daughters, I knew I couldn’t settle for a career that didn’t inspire me. Balancing motherhood, studies, and work, I earned my Interior Design degree. I hope my own journey inspires my daughters to persevere and find their own passions.

My love for design began in 2000 with The Sims, a game that sparked my passion for creating spaces. Determined to turn virtual creativity into reality, I tailored my high school courses to secure a spot in a design program. I first pursued Architectural Project and Facility Management but soon realized it wasn't the right fit. That led me to Conestoga College's Bachelor of Interior Design program, where I balanced studies with hands-on experience at architectural firms by day and bar jobs by night. In the industry, I found my true passion—residential design.

"Design has been my passion for as long as I can remember—I feel privileged to turn that passion into reality for our clients."



Sydney

"I love the uniqueness of every day, client, and project. I'm never bored as I solve problems and reveal potential."



Jennifer

From a young age, while others played with Barbie, I was more into Lego and Tonka trucks. As a teen, I scoured IKEA magazines, sketching room layouts on graph paper & dreamt of creating dwellings in the Arrow Shirt Co factory. Though the signs were clear, I delayed my education, gaining confidence through work in retail showrooms. Finally enrolling in Interior Design at Fanshawe in my mid-20s cemented my passion for space planning, launching me into a fulfilling career. I'm truly blessed to help clients see the potential of their home and then make it happen!

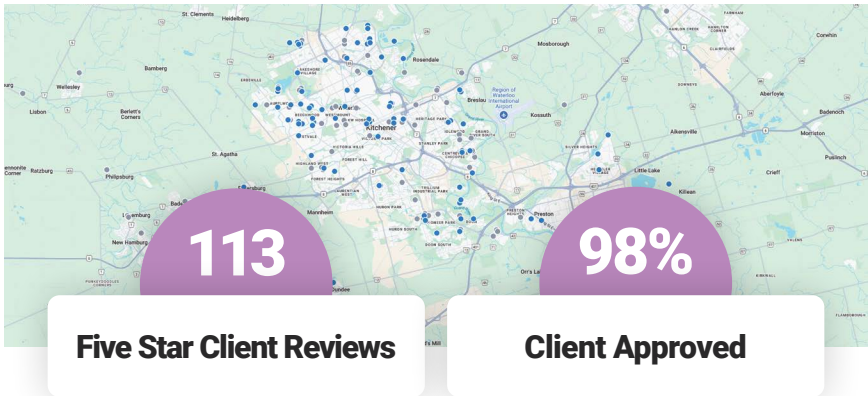
Real Reviews. Real Results.

The Value of Guild Quality



Choosing the right renovation partner makes all the difference. That's why we use Guild Quality, an independent third-party review platform that collects verified client feedback to ensure honest, reliable insights into their renovation experience. As a Guildmaster member for six years, we are proud to be recognized for our commitment to customer satisfaction and excellence in home remodelling.

All reviews are mapped by location, so homeowners can see feedback straight from their own community!



Why It Matters

Guild Quality evaluates seven key performance categories, allowing homeowners to rate their experience and provide written feedback. These detailed comments offer valuable insights.

For New Clients

You get a transparent look at real customer experiences, helping you make an informed decision with peace of mind.

For Current Clients

You have a platform to share both accolades and suggestions for improvement, helping us continually refine our process.



"Pioneer has an amazing team and did a great job with our project. We enjoyed every part of the experience, even the construction! We would definitely work with them again, we just have to figure out what we want to renovate next".

Ryan F. | Waterloo



"After seeing family members complete renovations well over budget and over schedule, we expected the same and were pleasantly surprised by the schedule and budget of our final project. Josh went above and beyond to ensure that we were happy with the end result and Joel and Sydney were incredible to work with for quoting and design. The whole team was exceptional."

Tia D. | Kitchener



"We've used them three times, and they've never let us down. We always ended up with a beautiful space and lasting relationship. The work quality is incredible, as well as the service and attention to detail. I highly appreciated them."

Dan C. | St. Agatha



Explore More Reviews

See why so many homeowners trust Pioneer Craftsmen.



Staff Updates



She Said Yes

Congratulations Riley on your engagement! In true Canadian fashion, her fiancé, Blake, got down on one knee at centre ice during a skate. With a big smile, Riley said, "Yes!" Wishing them both a lifetime of happiness!

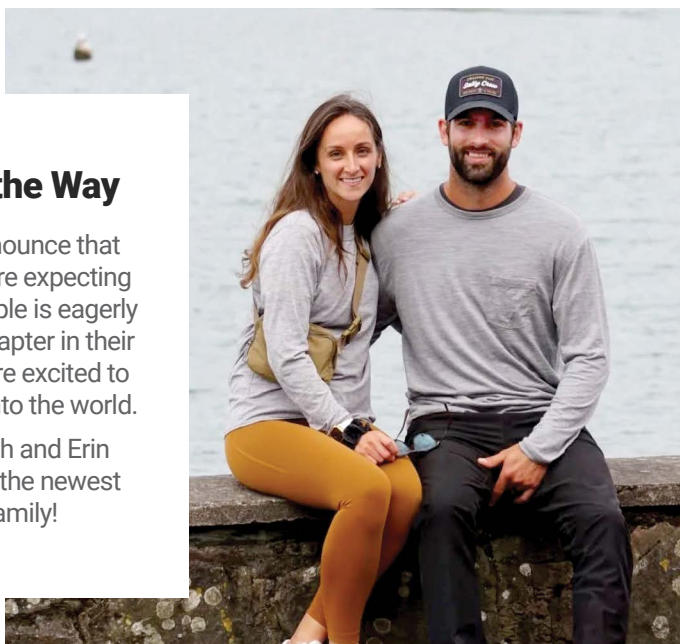


Celebrating 30 years at Pioneer! (Jan. 2025)

A New Baby on the Way

We are overjoyed to announce that Josh and his wife, Erin, are expecting a baby this May! The couple is eagerly preparing for this new chapter in their lives and couldn't be more excited to welcome their little one into the world.

Congratulations to Josh and Erin – we can't wait to meet the newest member of their family!





Farewells and Welcomes

We recently said goodbye to our wonderful accountant, Mona, with a heartfelt send-off. While we'll miss her, we wish her the best in this next chapter!

Stepping into her role is Kathy, and we're excited to welcome her to the team. We look forward to working with her and know she'll be a fantastic addition!

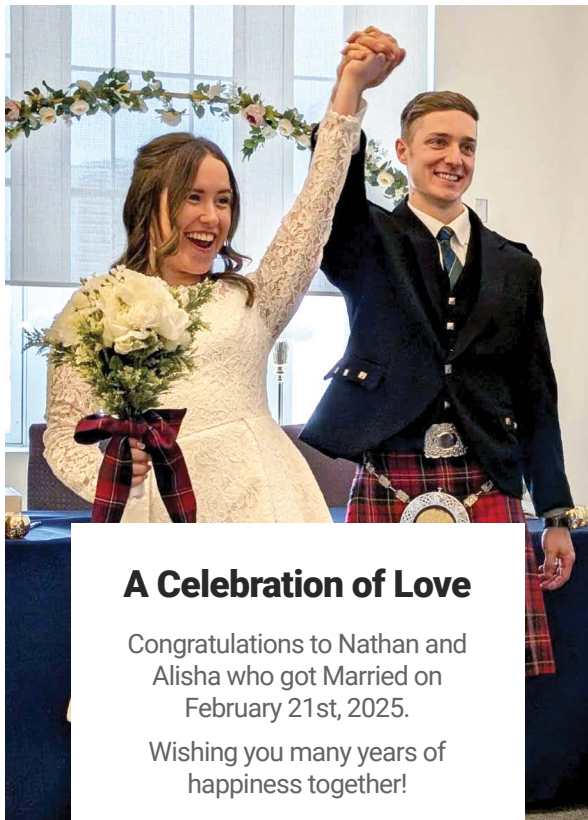
Best of luck, Mona, and welcome, Kathy!



Celebrating 10 years at Pioneer! (May 2025)




Celebrating 10 years at Pioneer! (Mar. 2025)



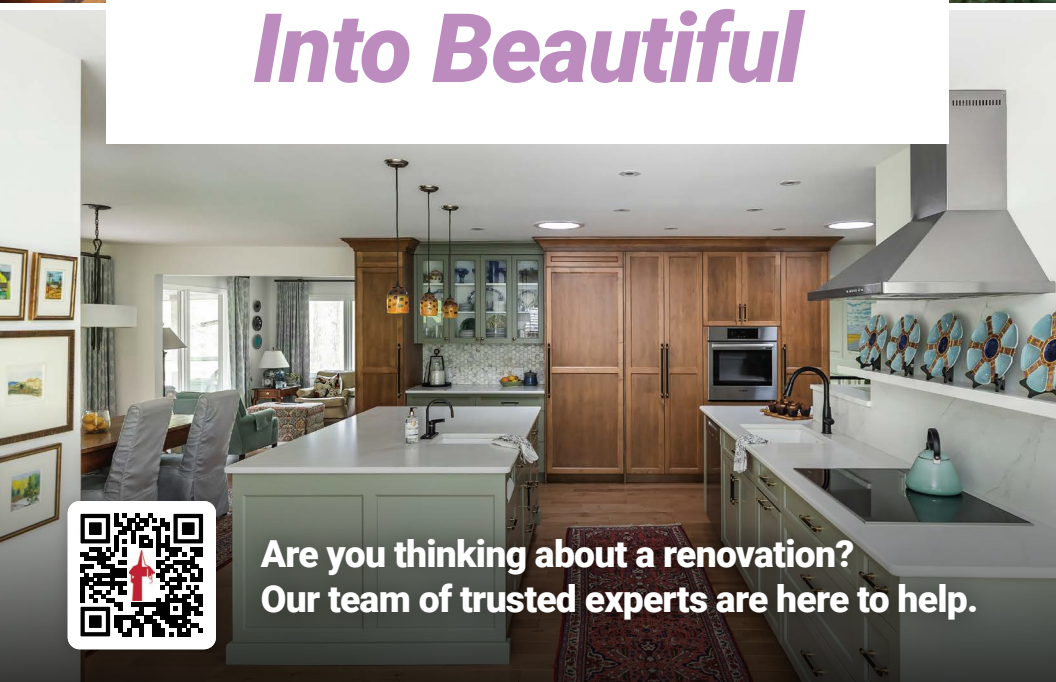
A Celebration of Love

Congratulations to Nathan and Alisha who got Married on February 21st, 2025.

Wishing you many years of happiness together!



Let's Turn Before *Into Beautiful*



**Are you thinking about a renovation?
Our team of trusted experts are here to help.**

(519) 743-4461

info@pioneer craftsmen.com

pioneer craftsmen.com

